

## Region VI UIL Marching Contest Saturday, October 14, 2023

LOCATION: Ratliff Stadium; Odessa, Texas

PARKING: Buses will be parked in the **WEST** parking lot. Please have buses enter through the **NORTH** gate off of Charles Walker Road and stop at the check-in booth. Charles Walker is off of Grandview. All vehicles that need to park in the **WEST** lot should use the [Bus Parking Sign at the end of this packet](#). Vehicles without this sign will not be permitted. There will be guides to direct the vehicles to their parking spots. Buses will depart the parking lot using the **SOUTH** gate on Grandview.

Equipment trucks & trailers will be parking in the **WEST** parking lot. Please have equipment trucks & trailers enter through the **NORTH** gate off of Charles Walker Road and stop at the check-in booth. They will receive further instructions for drop-off of equipment and parking locations.

All spectator vehicles should enter and exit through the **SOUTH GATE** off of Yukon Rd and park on the **EAST** side of the stadium. The first two rows will be for Handicapped, elderly, and contest workers. There will be volunteers to help direct traffic for parking.

SEATING: Spectators will sit on the **WEST SIDE (home side)**. Bands may sit on the **EAST SIDE (visitors)** side of the stadium following their performances. Please sit in sections closer to the end and allow plenty of distance between groups.

<b>ADMISSION:</b>	<b><i>The entrance gate for spectators will open at 12:30pm. There will be an admission charge of \$5.00 for all spectators six and older.</i></b>
-------------------	--

LOST AND FOUND: Located in the Ticket Office.

ARRIVAL TIME: Bands should be in the stadium lot at least 30 minutes prior to their scheduled warm-up time. Guides will assist you when you arrive and someone will take your FORM 1, STATEMENT OF COMPLIANCE, UIL CONTEST SCRIPT, and any outstanding ENTRY FEES. **Bands will not be permitted to perform without ALL of these items.** Inform your parents that if an earlier band has bus trouble and arrives late, you may be moved ahead in the schedule.

WARM-UP: When you arrive, you will be escorted to one of 3 warm-up areas on the west side of the stadium. All bands should face **WEST** (toward houses).

Front Ensemble (Pit) will have an area to warm-up as well next to the equipment trucks & trailers. **Also, the use of any kind of voice amplification equipment is not allowed in the warm-up areas.**

WIRELESS  
FREQUENCY:

The wireless system at Ratliff Stadium will be TURNED OFF for this contest. There shouldn't be any problems with frequency crossover.

**Bands are only permitted to access/test their wireless devices during contest intermissions and during the seven-minute period that includes a band's 2-minute exit and a band's 5-minute field entrance. This includes bands in warm-up and other areas around the stadium.**

CONTEST OFFICE:

Located in the Press Box (P2). Only contest workers and videographers will be allowed to enter.

RATINGS:

Ratings will be announced as soon as possible after the end of each class. Critique sheets and awards may be picked up in the Press Box (P1) first floor following your band's performance.

**WRISTBANDS:**

**When you arrive, your guide will have wristbands for your volunteers who move equipment (front ensemble, props, etc...) onto the field. Only those with these wristbands will be allowed onto the track and field. This wristband will also get them back into the contest, once they have exited the top of the ramp. They must, however, go through the main entrance gate to go up into the stands.**

AFTER WARM-UP:

Your guide will escort you to the stadium's **NORTHWEST** gate, where you will enter to perform. Once you are there. If the tunnel is empty, you will be guided down the ramp to the field entrance. (Ready Area). All Front Ensemble and Prop instruments/equipment must enter through the **SOUTHWEST** gate of the stadium. A guide will be there to assist you down the ramp to the ready area.

OFFICIAL CLOCK  
PROCEDURES:

The clock procedures will be as follows. Official time will be kept on the Ratliff clock. **By UIL rule the announcement for each band's performance will begin with :45 remaining on the 5:00 clock.** Please plan accordingly.

- During the two-minute exit period for the previous performing band, the next band will move to the goal line. Keyboard percussion and front ensemble equipment may move to the 20-yard line.
- **YOU MUST WAIT AT THE GOAL LINE UNTIL YOU HEAR THE ANNOUNCEMENT THAT YOUR BAND HAS FIVE MINUTES TO PREPARE.** The 5:00 minute clock will begin when this announcement has been made.
- When the 5:00 minute clock shows :45 the announcement will begin.
- When the 5:00 minute clock shows :20 the clock will be reset to show 8:00. The remainder of the 5:00 set-up time will be kept on a stopwatch in the press box.
- The 8:00 minute clock will begin when the full 5:00 minutes of set-up time expires.
- Judges will be instructed to not begin judging until the 8:00 minute performance clock shows 7:59.
- The 2:00 minute field exit clock will start when it is apparent to the clock operator that the show is over.

**ANY BAND, WHO FAILS TO FOLLOW THE LOCAL GROUNDRULES OF THE CONTEST MAY BE DISQUALIFIED.  
(C&CR Section 1105, f-5)**

**BAND EXIT:** Following your performance, your band will exit through the **SOUTHEAST** gate (up the stairs). Following your performance, bands are invited to wait in the **EAST** (visitor) stands for results.

**VIDEO TAPING:** You are welcome to provide ONE parent or representative to come to the P2 level of the Press Box to record your own bands performance. They will be allowed to set up their equipment to record during the band immediately preceding your group, but must leave the Press Box as soon as your group has finished. **YOU MUST HAVE FILLED OUT THE ONLINE FORM AND SUBMITTED IT TO UIL CONCERNING COPYRIGHT CLEARANCE. NO VIDEOS MAY BE RECORDED AND REPLICATED FOR SALE AFTER THE EVENT, AND NO RECORDINGS SHOULD BE POSTED TO ONLINE PLATFORMS.**

AT NO TIME, OTHER THAN THE ACTUAL MARCHING PERFORMANCE, WILL BANDS BE ALLOWED ON THE MARCHING FIELD. IF YOU HAVE BIG PROPS THAT YOU ARE CONCERNED ABOUT GETTING THEM TO THE TRACK IN THE TIME ALLOWED, PLEASE EMAIL DR. HAWLEY ([Michael.Hawley@ectorcountyisd.org](mailto:Michael.Hawley@ectorcountyisd.org)), AND WE CAN MAKE ARRANGEMENTS FOR YOU TO STORE YOUR PROPS ALONG THE WALL AT EITHER END OF THE FIELD.

If I can be of assistance to you, please contact me on my cell phone, 432-238-1424. You may also contact me via email [sonia.campos@ectorcountyisd.org](mailto:sonia.campos@ectorcountyisd.org).

**NO BALLOONS**

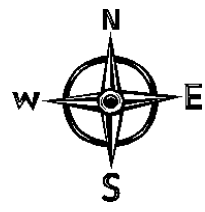
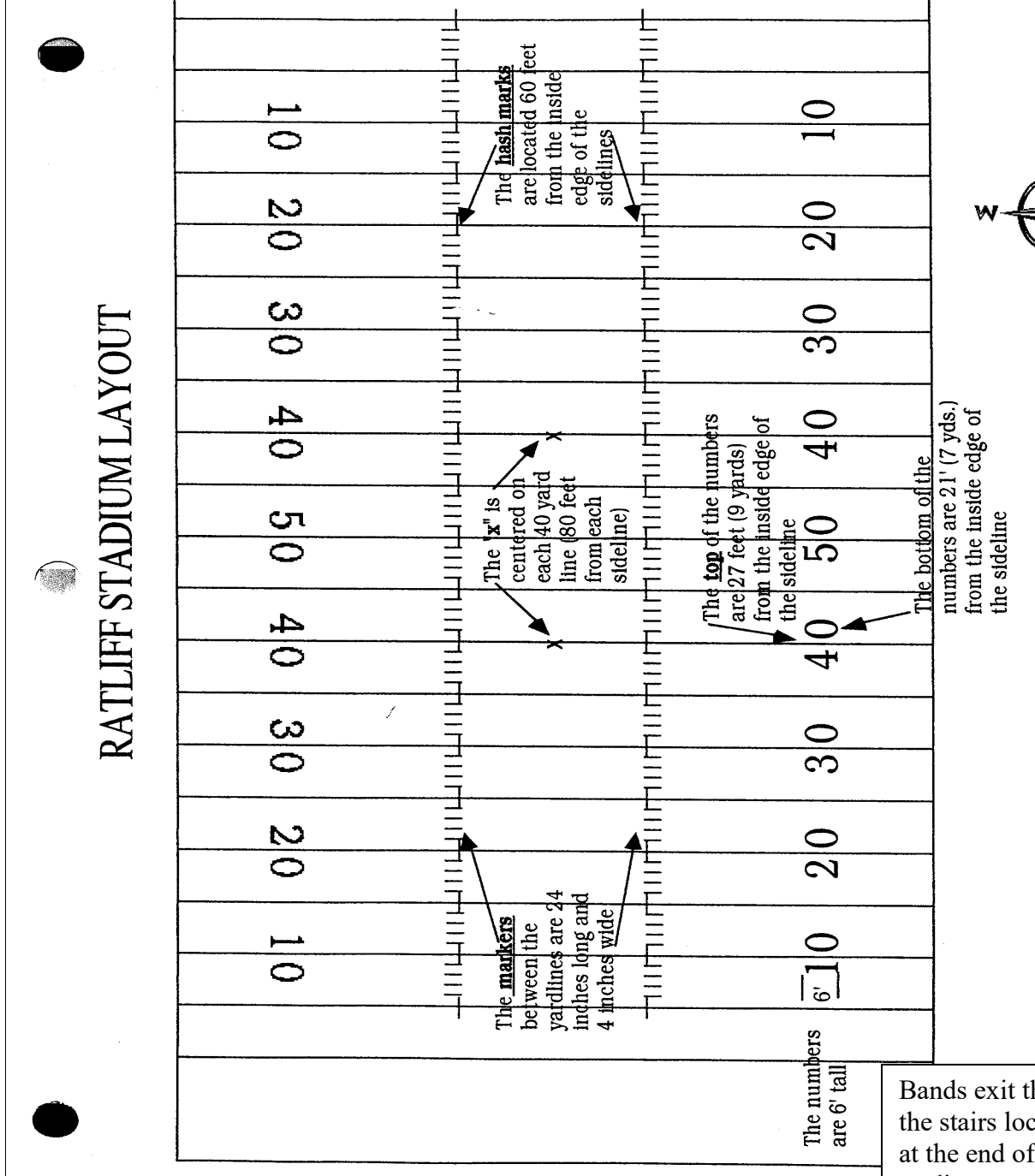
***Please remember that UIL rules prohibit balloons at any UIL event. Make sure that your parents and other supporters are aware of this policy.***

Region VI UIL Marching Contest  
 Saturday, October 14, 2023



Bands enter through this gate. (NORTHWEST)

Ready area is on the track at this end of the field.




Front Ensemble/Props Enter through this gate. (SOUTHWEST)

Bands exit through the stairs located at the end of the stadium on this side of the field. (SE)

Region VI UIL Marching Contest  
Saturday, October 14, 2023

Charles Walker



Warm-up Area A

**Equipment Trailer/Truck Parking**

Please follow parking guides upon entering the lot.

Warm-up Area B

Warm-up Area C


Check In Tent

Buses and Equipment Trucks enter through NORTH gate.


**Bus Parking (Permit Required)**

Handicap, Elderly Parking, & Contest Worker Parking (Rows 1-2)

Spectator Parking (Rows 3-6)



Buses and Equipment Trucks exit through EAST Gate.



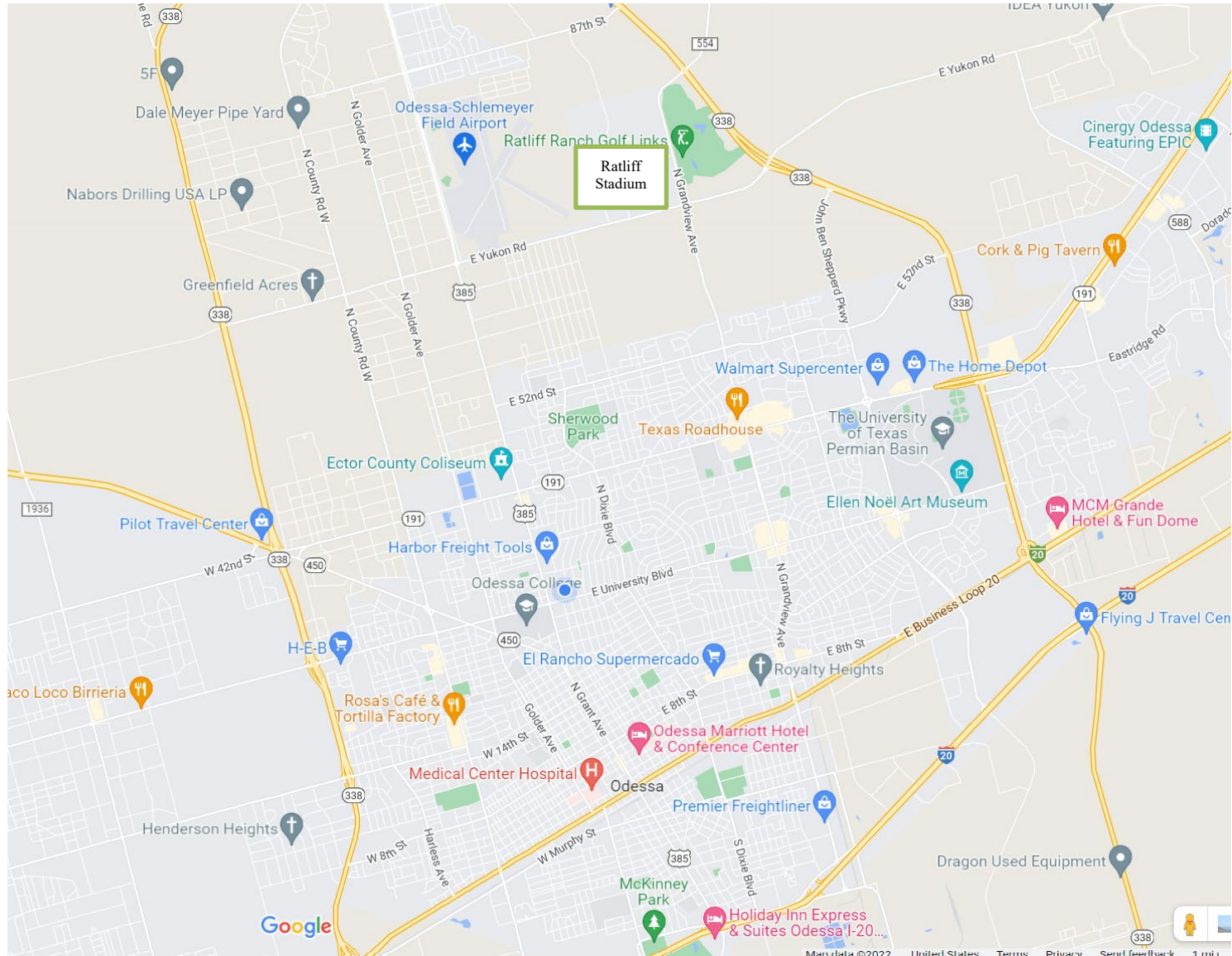
South Gate Spectator Entrance

G  
r  
a  
n  
d  
v  
i  
e  
w  
R  
d

Yukon Rd.

# Region VI UIL Marching Contest

## Saturday, October 14, 2023



Region VI UIL Marching Contest  
Saturday, October 14, 2023

**UIL REGION 6  
BUS PARKING  
PASS**